



A.P.V.F

AFRICAN PIPES
VALVES & FITTINGS

BUDGET HDPE PRICE LIST JANUARY 2022





POLYETHYLENE (PE) – BUTT WELD (B/W) FITTINGS(BUDGET)

<p>PEBW-EL1 90° Elbow</p>  <p>Range: 50mm - 400mm</p>	<p>PEBW-EY1 45° Elbow</p>  <p>Range: 90mm - 315mm</p>	<p>PEBW-CA1 End Cap</p>  <p>Range: 20mm - 500mm</p>	<p>PEBW-TI1 Tee</p>  <p>Range: 50mm - 500mm</p>	<p>PEBW-TR1 Reducing Tee</p>  <p>Range: 32mm - 315mm</p>
<p>PEBW-MR1 Long Reducer</p>  <p>Range: 75mm - 400mm</p>	<p>PEBW-QRL1 Flange Adaptor</p>  <p>Range: 20mm - 630mm</p>	<p>PEBW-QRB Short Stub</p>  <p>Range: 32mm - 630mm</p>	<p>PEBW-CR Concentric Reducer</p>  <p>Range: 32mm - 630mm</p>	<p>PEBW-ER Eccentric Reducer</p>  <p>Range: 32mm - 630mm</p>

POLYETHYLENE (PE) - ELECTRO-FUSION (E/F) FITTINGS(BUDGET)

<p>HDEF-170 E/F Coupling</p>  <p>Range: 20mm - 400mm</p>	<p>HDEF-162 E/F 45° Elbow</p>  <p>Range: 50mm - 400mm</p>	<p>HDEF-161 E/F 90° Elbow</p>  <p>Range: 25mm - 400mm</p>	<p>HDEF-163 E/F End Cap</p>  <p>Range: 32mm - 110mm</p>	<p>HDEF-175 E/F Reducer</p>  <p>Range: 32mm - 400mm</p>
<p>HDEF-165 E/F Tee</p>  <p>Range: 20mm - 400mm</p>				

POLYETHYLENE (PE) - SOCKET FUSION (S/F) FITTINGS

<p>PESF-SO1 Coupling</p>  <p>Range: 20mm - 75mm</p>	<p>PESF-CO1 Reducer</p>  <p>Range: 25mm - 75mm</p>	<p>PESF-TR1 Reducing Tee</p>  <p>Range: 25mm - 75mm</p>	<p>PESF-AM3 Male Adaptor</p>  <p>Range: 20mm - 63mm</p>	<p>PESF-SO3 Female Adaptor</p>  <p>Range: 20mm - 63mm</p>
<p>PESF-TI1 Equal Tee</p>  <p>Range: 20mm - 75mm</p>	<p>PESF-CA1 End Cap</p>  <p>Range: 20mm - 75mm</p>	<p>PESF-UN3 Female Union</p>  <p>Range: 20mm - 63mm</p>	<p>PESF-EL1 90° Elbow</p>  <p>Range: 20mm - 75mm</p>	<p>PESF-EY1 45° Elbow</p>  <p>Range: 20mm - 75mm</p>
<p>PESF-QR1 Stub Flange</p>  <p>Range: 40mm - 90mm</p>	<p>PESF-ELM Male Elbow</p>  <p>Range: 20mm - 32mm</p>	<p>PESF-EL3 Female Elbow</p>  <p>Range: 20mm - 32mm</p>	<p>PESF-VALV Stop Valve</p>  <p>Range: 20mm - 75mm</p>	

PP COATED FLANGES*

<p>PPBW PP Coated Steel Flange (Black)</p>  <p>Range: 20mm - 630mm</p>	<p>13000 PP Coated Steel Flange (Grey)</p>  <p>Range: 20mm - 630mm</p>
--	---

***SEE ACCESSORIES PRICE LIST FOR PP COATED FLANGES**

POLYETHYLENE (PE) – BUTT WELD (B/W) FITTINGS(BUDGET)



**90° ELBOW
PEBW-EL1**



**45° ELBOW
PEBW-EY1**



HDPE

SIZE	SDR17 (PN10)		SDR11 (PN16)	
	CODE	LIST PRICE	CODE	LIST PRICE
50	-	-	PEBW-EL1-050-16	R29,46
63	-	-	PEBW-EL1-063-16	R55,57
75	PEBW-EL1-075-10	R71,44	PEBW-EL1-075-16	R96,42
90	PEBW-EL1-090-10	R107,73	PEBW-EL1-090-16	R140,68
110	PEBW-EL1-110-10	R171,27	PEBW-EL1-110-16	R232,54
125	PEBW-EL1-125-10	R257,51	PEBW-EL1-125-16	R347,10
140	PEBW-EL1-140-10	R301,77	PEBW-EL1-140-16	R394,77
160	PEBW-EL1-160-10	R398,19	PEBW-EL1-160-16	R541,07
200	PEBW-EL1-200-10	R755,47	PEBW-EL1-200-16	R1 006,22
225	-	-	PEBW-EL1-225-16	R1 617,60
250	PEBW-EL1-250-10	R1 256,90	PEBW-EL1-250-16	R1 723,12
315	PEBW-EL1-315-10	R2 581,83	PEBW-EL1-315-16	R3 432,65
355	PEBW-EL1-355-10	R4 616,90	PEBW-EL1-355-16	R6 446,40
400	PEBW-EL1-400-10	R6 205,04	PEBW-EL1-400-16	R7 895,28
450	PEBW-EL1-450-10	R9 250,31	PEBW-EL1-450-16	R12 686,16
500	PEBW-EL1-500-10	R12 157,54	PEBW-EL1-500-16	R16 650,56
560	PEBW-EL1-560-10	R16 650,56	PEBW-EL1-560-16	R21 143,58
630	PEBW-EL1-630-10	R24 152,49	PEBW-EL1-630-16	R31 029,39

SIZE	SDR17 (PN10)		SDR11 (PN16)	
	CODE	LIST PRICE	CODE	LIST PRICE
50	-	-	-	-
63	-	-	-	-
75	-	-	-	-
90	PEBW-EY1-090-10	R88,45	PEBW-EY1-090-16	R117,98
110	PEBW-EY1-110-10	R129,29	PEBW-EY1-110-16	R179,24
125	PEBW-EY1-125-10	R161,10	PEBW-EY1-125-16	R222,36
160	PEBW-EY1-160-10	R351,65	PEBW-EY1-160-16	R460,52
180	PEBW-EY1-180-10	R462,80	PEBW-EY1-180-16	R622,76
200	PEBW-EY1-200-10	R656,77	PEBW-EY1-200-16	R875,72
250	PEBW-EY1-250-10	R1 066,35	PEBW-EY1-250-16	R1 423,62
315	PEBW-EY1-315-10	R1 954,52	-	-
355	PEBW-EY1-355-10	R3 062,78	PEBW-EY1-355-16	R4 174,52
400	PEBW-EY1-400-10	R4 061,03	PEBW-EY1-400-16	R6 102,93
450	PEBW-EY1-450-10	R6 734,44	PEBW-EY1-450-16	R9 158,88
500	PEBW-EY1-500-10	R8 213,49	PEBW-EY1-500-16	R11 628,99
560	PEBW-EY1-560-10	R11 255,00	PEBW-EY1-560-16	R15 918,65
630	PEBW-EY1-630-10	R14 820,85	PEBW-EY1-630-16	R25 987,69



**END CAP
PEBW-CA1**



**EQUAL TEE
PEBW-TI1**



SIZE	SDR17 (PN10)		SDR11 (PN16)	
	CODE	LIST PRICE	CODE	LIST PRICE
20	-	-	PEBW-CA1-020-16	R7,12
25	-	-	PEBW-CA1-025-16	R7,12
32	-	-	PEBW-CA1-032-16	R7,12
40	-	-	PEBW-CA1-040-16	R9,11
50	-	-	PEBW-CA1-050-16	R14,73
63	-	-	PEBW-CA1-063-16	R26,11
75	-	-	PEBW-CA1-075-16	R37,43
90	-	-	PEBW-CA1-090-16	R56,71
110	-	-	PEBW-CA1-110-16	R86,24
125	-	-	-	-
140	-	-	-	-
160	PEBW-CA1-160-10	R165,62	PEBW-CA1-160-16	R224,64
180	-	-	PEBW-CA1-180-16	R341,48
200	-	-	PEBW-CA1-200-16	R406,09
225	-	-	-	-
250	-	-	PEBW-CA1-250-16	R712,42
280	-	-	-	-
315	-	-	PEBW-CA1-315-16	R1 372,60
355	PEBW-CA1-355-10	R1 615,32	PEBW-CA1-355-16	R2 668,07
400	-	-	-	-
450	PEBW-CA1-450-10	POA	-	-
500	-	-	PEBW-CA1-500-16	POA
560	-	-	-	-
630	-	-	-	-

SIZE	SDR17 (PN10)		SDR11 (PN16)	
	CODE	LIST PRICE	CODE	LIST PRICE
50	-	-	PEBW-TI1-050-16	R38,57
63	-	-	PEBW-TI1-063-16	R72,58
75	-	-	PEBW-TI1-075-16	R120,25
90	-	-	PEBW-TI1-090-16	R183,80
110	PEBW-TI1-110-10	R220,09	PEBW-TI1-110-16	R286,97
125	PEBW-TI1-125-10	R322,20	PEBW-TI1-125-16	R420,82
140	PEBW-TI1-140-10	R437,90	PEBW-TI1-140-16	R589,89
160	PEBW-TI1-160-10	R467,35	PEBW-TI1-160-16	R644,32
180	PEBW-TI1-180-10	R907,53	-	-
200	PEBW-TI1-200-10	R907,53	PEBW-TI1-200-16	R1 238,76
225	PEBW-TI1-225-10	R1 306,78	-	-
250	PEBW-TI1-250-10	R2 064,53	PEBW-TI1-250-16	R2 633,99
280	PEBW-TI1-280-10	R2 745,21	PEBW-TI1-280-16	R3 856,88
315	PEBW-TI1-315-10	R3 516,54	PEBW-TI1-315-16	R4 968,56
355	PEBW-TI1-355-10	R4 877,83	PEBW-TI1-355-16	R7 859,85
400	PEBW-TI1-400-10	R6 658,80	PEBW-TI1-400-16	R8 054,03
450	PEBW-TI1-450-10	R11 628,99	PEBW-TI1-450-16	R18 236,35
500	PEBW-TI1-500-10	R15 329,12	PEBW-TI1-500-16	R19 557,79
560	PEBW-TI1-560-10	R21 143,58	PEBW-TI1-560-16	R26 047,68
630	PEBW-TI1-630-10	R23 595,41	PEBW-TI1-630-16	R34 553,08

POLYETHYLENE (PE) – BUTT WELD (B/W) FITTINGS(BUDGET)



REDUCING TEE
PN16*
PEBW-TR1

CODE	SIZE	LIST PRICE
PEBW-TR1-050032	50X32	R31,74
PEBW-TR1-075050	75X50	R98,69
PEBW-TR1-125063	125X63	R353,93
PEBW-TR1-160090	160X90	R554,73
PEBW-TR1-180110	180X110	R842,85
PEBW-TR1-180125	180X125	R891,59
PEBW-TR1-225110	225X110	R1 275,05
PEBW-TR1-250160	250X160	R1 723,12
PEBW-TR1-250180	250X180	R2 100,89
PEBW-TR1-280110	280X110	R2 121,31
PEBW-TR1-280160	280X160	R2 529,68
PEBW-TR1-315090	315X90	R2 722,51
PEBW-TR1-315110	315X110	R2 822,34
PEBW-TR1-315160	315X160	R2 908,51
PEBW-TR1-315250	315X250	R3 108,18



LONG REDUCER
PN16*
PEBW-MR1

CODE	SIZE	LIST PRICE
PEBW-MR1-090075	90X75	R77,13
PEBW-MR1-110090	110X90	R133,84
PEBW-MR1-160110	160X110	R280,21
PEBW-MR1-200160	200X160	R496,88
PEBW-MR1-225110	225X110	R530,90
PEBW-MR1-225200	225X200	R526,34
PEBW-MR1-315200	315X200	R1 147,96
PEBW-MR1-315250	315X250	R1 282,95
PEBW-MR1-355250	355X250	R1 911,40
PEBW-MR1-355280	355X280	R1 911,40
PEBW-MR1-355315	355X315	R2 032,08
PEBW-MR1-400200	400X200	R2 222,21
PEBW-MR1-400250	400X250	R2 354,99
PEBW-MR1-400315	400X315	R2 370,86
PEBW-MR1-400355	400X355	R2 604,53



FLANGE ADAPTOR
PN16*
PEBW-QRL1

CODE	d	LIST PRICE
PEBW-QRL1-0020	20	R7,12
PEBW-QRL1-0032	32	R11,31
PEBW-QRL1-0040	40	R17,01
PEBW-QRL1-0050	50	R23,84
PEBW-QRL1-0063	63	R31,74
PEBW-QRL1-0075	75	R55,57
PEBW-QRL1-0090	90	R85,10
PEBW-QRL1-0110	110	R122,53
PEBW-QRL1-0160	160	R298,36
PEBW-QRL1-0200	200	R559,22
PEBW-QRL1-0250	250	R824,70
PEBW-QRL1-0315	315	R1 278,46
PEBW-QRL1-0400	400	R2 162,15
PEBW-QRL1-0450	450	R3 187,59
PEBW-QRL1-0500	500	R4 061,03
PEBW-QRL1-0560	560	R4 991,26
PEBW-QRL1-0630	630	R6 759,84



SHORT STUB
PN16*
PEBW-QRB

CODE	d	LIST PRICE
PEBW-QRB-032/16	32	POA
PEBW-QRB-040/16	40	POA
PEBW-QRB-050/16	50	POA
PEBW-QRB-063/16	63	POA
PEBW-QRB-075/16	75	POA
PEBW-QRB-090/16	90	POA
PEBW-QRB-110/16	110	POA
PEBW-QRB-125/16	125	POA
PEBW-QRB-140/16	140	POA
PEBW-QRB-160/16	160	POA
PEBW-QRB-180/16	180	POA
PEBW-QRB-200/16	200	POA
PEBW-QRB-225/16	225	POA
PEBW-QRB-250/16	250	POA
PEBW-QRB-280/16	280	POA
PEBW-QRB-315/16	315	POA
PEBW-QRB-355/16	355	POA
PEBW-QRB-400/16	400	POA
PEBW-QRB-450/16	450	POA
PEBW-QRB-500/16	500	POA
PEBW-QRB-630/16	630	POA

*NOTE: CLASS 10 AVAILABLE ON REQUEST

HDPE

POLYETHYLENE (PE) – BUTT WELD (B/W) FITTINGS(BUDGET)



**CONCENTRIC
REDUCER
PN16*
PEBW-RC**



**ECCENTRIC
REDUCER
PN16*
PEBW-RE**

CODE	d	LIST PRICE
PEBW-RC-050-032	50X32	POA
PEBW-RC-050-040	50X40	POA
PEBW-RC-063-050	63X50	POA
PEBW-RC-075-050	75X50	POA
PEBW-RC-075-063	75X63	POA
PEBW-RC-090-063	90X63	POA
PEBW-RC-090-075	90X75	POA
PEBW-RC-110-050	110X50	POA
PEBW-RC-110-063	110X63	POA
PEBW-RC-110-075	110X75	POA
PEBW-RC-110-090	110X90	POA
PEBW-RC-125-110	125X110	POA
PEBW-RC-140-110	140X110	POA
PEBW-RC-160-090	160X90	POA
PEBW-RC-160-110	160X110	POA
PEBW-RC-160-125	160X125	POA
PEBW-RC-180-110	180X110	POA
PEBW-RC-180-125	180X125	POA
PEBW-RC-180-140	180X140	POA
PEBW-RC-180-160	180X160	POA
PEBW-RC-200-140	200X140	POA
PEBW-RC-200-160	200X160	POA
PEBW-RC-200-180	200X180	POA
PEBW-RC-225-180	225X180	POA
PEBW-RC-250-160	250X160	POA
PEBW-RC-250-200	250X200	POA
PEBW-RC-250-225	250X225	POA
PEBW-RC-280-200	280X200	POA
PEBW-RC-280-250	280X250	POA
PEBW-RC-315-250	315X250	POA
PEBW-RC-315-280	315X280	POA
PEBW-RC-355-250	355X250	POA
PEBW-RC-355-280	355X280	POA
PEBW-RC-355-315	355X315	POA
PEBW-RC-400-250	400X250	POA
PEBW-RC-400-280	400X280	POA
PEBW-RC-400-315	400X315	POA
PEBW-RC-400-355	400X355	POA
PEBW-RC-450-280	450X280	POA

CODE	d	LIST PRICE
PEBW-RE-075-063	75X63	POA
PEBW-RE-090-063	90X63	POA
PEBW-RE-090-075	90X75	POA
PEBW-RE-110-075	110X75	POA
PEBW-RE-110-090	110X90	POA
PEBW-RE-160-090	160X90	POA
PEBW-RE-160-110	160X110	POA
PEBW-RE-160-125	160X125	POA
PEBW-RE-160-140	160X140	POA
PEBW-RE-180-160	180X160	POA
PEBW-RE-200-160	200X160	POA
PEBW-RE-225-160	225X160	POA
PEBW-RE-225-180	225X180	POA
PEBW-RE-250-200	250X200	POA
PEBW-RE-280-225	280X225	POA
PEBW-RE-315-200	315X200	POA
PEBW-RE-315-280	315X280	POA
PEBW-RE-355-315	355X315	POA

POLYETHYLENE (PE) - ELECTRO-FUSION (E/F) FITTINGS(BUDGET)



E/F COUPLING
PN16
HDEF-170

CODE	SIZE	LIST PRICE
HDEF-170-0075	75	R145,67
HDEF-170-0090	90	R188,56
HDEF-170-0110	110	R266,53
HDEF-170-0125	125	R357,61
HDEF-170-0140	140	R413,52
HDEF-170-0160	160	R528,59
HDEF-170-0180	180	R736,98
HDEF-170-0200	200	R833,54
HDEF-170-0250	250	R1 331,64
HDEF-170-0315	315	R2 002,54
HDEF-170-0400	400	R4 777,63



E/F 45° ELBOW
PN16
HDEF-162

CODE	SIZE	LIST PRICE
HDEF-162-090	90	R333,42
HDEF-162-0110	110	R510,29
HDEF-162-0125	125	R669,40
HDEF-162-0140	140	R765,44
HDEF-162-0160	160	R864,04
HDEF-162-0180	180	POA
HDEF-162-0200	200	R1 443,46
HDEF-162-0250	250	R2 531,13



E/F 90° ELBOW
PN16
HDEF-161

CODE	SIZE	LIST PRICE
HDEF-161-0025	25	R69,33
HDEF-161-0032	32	R76,24
HDEF-161-0040	40	R89,66
HDEF-161-0050	50	R119,54
HDEF-161-0063	63	R149,94
HDEF-161-0075	75	R205,34
HDEF-161-0090	90	R289,71
HDEF-161-0110	110	R433,04
HDEF-161-0125	125	R556,75
HDEF-161-0160	160	R946,58
HDEF-161-0200	200	R1 819,57
HDEF-161-0250	250	R2 805,59
HDEF-161-0315	315	R4 736,97
HDEF-161-0400	400	R9 047,01



E/F END CAP
PN16
HDEF-173

CODE	SIZE	LIST PRICE
HDEF-173-0032	32	R51,84
HDEF-173-0050	50	R81,63
HDEF-173-0063	63	R101,96
HDEF-173-0090	90	R185,01
HDEF-173-0110	110	R257,18



E/F REDUCER
PN16
HDEF-165

CODE	SIZE	LIST PRICE
HDEF-165-3220	32X20	R56,21
HDEF-165-5040	50X40	R91,38
HDEF-165-6332	63X32	R113,85
HDEF-165-6350	63X50	R119,03
HDEF-165-11090	110X90	R301,50
HDEF-165-125110	125X110	R340,53
HDEF-165-140110	140X110	POA
HDEF-165-160110	160X110	R552,99
HDEF-165-160125	160X125	R569,25
HDEF-165-160140	160X140	POA
HDEF-165-200160	200X160	R945,36
HDEF-165-250160	250X160	R1 206,61
HDEF-165-250200	250X200	R1 311,31
HDEF-165-315200	315X200	R2 043,20
HDEF-165-400250	400X250	R3 547,65
HDEF-165-400315	400X315	R3 608,64



E/F EQUAL TEE
PN16
HDEF-163

CODE	SIZE	LIST PRICE
HDEF-163-0020	20	R57,94
HDEF-163-0025	25	R67,70
HDEF-163-0032	32	R82,34
HDEF-163-0040	40	R96,57
HDEF-163-0050	50	R113,55
HDEF-163-0075	75	R224,55
HDEF-163-0125	125	R609,00
HDEF-163-0160	160	R1 113,60
HDEF-163-0180	180	R1 402,79
HDEF-163-0200	200	R1 921,22
HDEF-163-0250	250	R2 988,56
HDEF-163-0315	315	R5 407,88
HDEF-163-0355	355	R10 144,85
HDEF-163-0400	400	R10 673,44

HDPE

SOCKET FUSION FITTINGS (S/F)



**COUPLING
PESF-SO1**

CODE	SIZE	LIST PRICE
PESF-SO1-020	20	R16,26
PESF-SO1-025	25	R22,36
PESF-SO1-032	32	R27,11
PESF-SO1-040	40	R56,25
PESF-SO1-050	50	R83,35
PESF-SO1-063	63	R139,60
PESF-SO1-075	75	R279,20



**90° ELBOW
PESF-EL1**

CODE	SIZE	LIST PRICE
PESF-EL1-020	20	R23,72
PESF-EL1-025	25	R34,56
PESF-EL1-032	32	R55,57
PESF-EL1-040	40	R101,65
PESF-EL1-050	50	R185,01
PESF-EL1-063	63	R279,20
PESF-EL1-075	75	R434,39



**90° ELBOW
PESF-EY1**

CODE	SIZE	LIST PRICE
PESF-EY1-020	20	R21,69
PESF-EY1-025	25	R28,46
PESF-EY1-032	32	R53,54
PESF-EY1-040	40	R81,32
PESF-EY1-050	50	R136,89
PESF-EY1-063	63	R195,17
PESF-EY1-075	75	R354,43



**END CAP
PESF-CA1**

CODE	SIZE	LIST PRICE
PESF-CA1-020	20	R13,55
PESF-CA1-025	25	R22,36
PESF-CA1-032	32	R29,14
PESF-CA1-040	40	R56,25
PESF-CA1-050	50	R81,32
PESF-CA1-063	63	R139,60
PESF-CA1-075	75	R217,53



**REDUCER
PESF-CO1**

CODE	SIZE	LIST PRICE
PESF-CO1-25-20	25-20	R20,26
PESF-CO1-32-20	32-20	R52,94
PESF-CO1-32-25	32-25	R28,06
PESF-CO1-40-20	40-20	R62,29
PESF-CO1-40-25	40-25	R42,02
PESF-CO1-40-32	40-32	R44,73
PESF-CO1-50-20	50-20	R74,35
PESF-CO1-50-25	50-25	R75,22
PESF-CO1-50-32	50-32	R74,35
PESF-CO1-50-40	50-40	R74,35
PESF-CO1-63-20	63-20	R117,24
PESF-CO1-63-25	63-25	R102,71
PESF-CO1-63-32	63-32	R102,71
PESF-CO1-63-40	63-40	R102,71
PESF-CO1-63-50	63-50	R102,71
PESF-CO1-75-32	75-32	R199,92
PESF-CO1-75-40	75-40	R179,63
PESF-CO1-75-50	75-50	R179,63
PESF-CO1-75-63	75-63	R179,63



**REDUCING TEE
PESF-TR1**

CODE	SIZE	LIST PRICE
PESF-TR1-025020	25-20	R40,66
PESF-TR1-032020	32-20	R67,77
PESF-TR1-032025	32-25	R82,21
PESF-TR1-040020	40-20	R97,59
PESF-TR1-050020	50-20	R139,60
PESF-TR1-050025	50-25	R156,80
PESF-TR1-050032	50-32	R156,70
PESF-TR1-050040	50-40	R156,80
PESF-TR1-063020	63-20	R230,41
PESF-TR1-063032	63-32	R238,09
PESF-TR1-063040	63-40	R238,09
PESF-TR1-063050	63-50	R238,09
PESF-TR1-075040	75-40	R440,49
PESF-TR1-075050	75-50	R267,17
PESF-TR1-075063	75-63	R267,17



**STUB
PESF-QR1**

CODE	SIZE	LIST PRICE
PESF-QR1-040	40	R81,32
PESF-QR1-050	50	R111,82
PESF-QR1-063	63	R147,06
PESF-QR1-075	75	R223,63
PESF-QR1-090	90	POA

HDPE

SOCKET FUSION FITTINGS (S/F)



**MALE ADAPTOR
PESF-AM3**

CODE	SIZE	LIST PRICE
PESF-AM3-020-C	20-½"	R266,49
PESF-AM3-025-C	25-½"	R299,51
PESF-AM3-025-D	25-¾"	R365,54
PESF-AM3-032-C	32-½"	R880,44
PESF-AM3-032-D	32-¾"	R353,75
PESF-AM3-032-E	32-1"	R423,71
PESF-AM3-040-F	40-1¼"	R1 210,61
PESF-AM3-050-G	50-1½"	R1 532,91
PESF-AM3-063-H	63-2"	R2 284,03



**FEMALE ADAPTOR
PESF-SO3**

CODE	SIZE	LIST PRICE
PESF-SO3-020-C	20-½"	R220,11
PESF-SO3-025-C	25-½"	R255,48
PESF-SO3-025-D	25-¾"	R313,26
PESF-SO3-032-C	32-½"	R738,94
PESF-SO3-032-D	32-¾"	R314,44
PESF-SO3-032-E	32-1"	R353,75
PESF-SO3-040-F	40-1¼"	R1 187,02
PESF-SO3-050-G	50-1½"	R1 381,58
PESF-SO3-063-H	63-2"	R2 016,36



**MALE ELBOW
PESF-ELM**

CODE	SIZE	LIST PRICE
PESF-ELM-020-C	20-½"	R286,14
PESF-ELM-025-C	25-½"	R318,37
PESF-ELM-025-D	25-¾"	R393,05
PESF-ELM-032-C	32-½"	R918,17
PESF-ELM-032-D	32-¾"	R354,53
PESF-ELM-032-E	32-1"	R425,68



**FEMALE ELBOW
PESF-EL3**

CODE	SIZE	LIST PRICE
PESF-EL3-020-C	20-½"	R242,91
PESF-EL3-025-C	25-½"	R277,50
PESF-EL3-025-D	25-¾"	R316,80
PESF-EL3-032-C	32-½"	R766,85
PESF-EL3-032-D	32-¾"	R302,26
PESF-EL3-032-E	32-1"	R358,07



**EQUAL TEE
PESF-TI1**

CODE	SIZE	LIST PRICE
PESF-TI1-020	20	R28,46
PESF-TI1-025	25	R50,83
PESF-TI1-032	32	R76,58
PESF-TI1-040	40	R135,54
PESF-TI1-050	50	R206,01
PESF-TI1-063	63	R343,58
PESF-TI1-075	75	R661,41



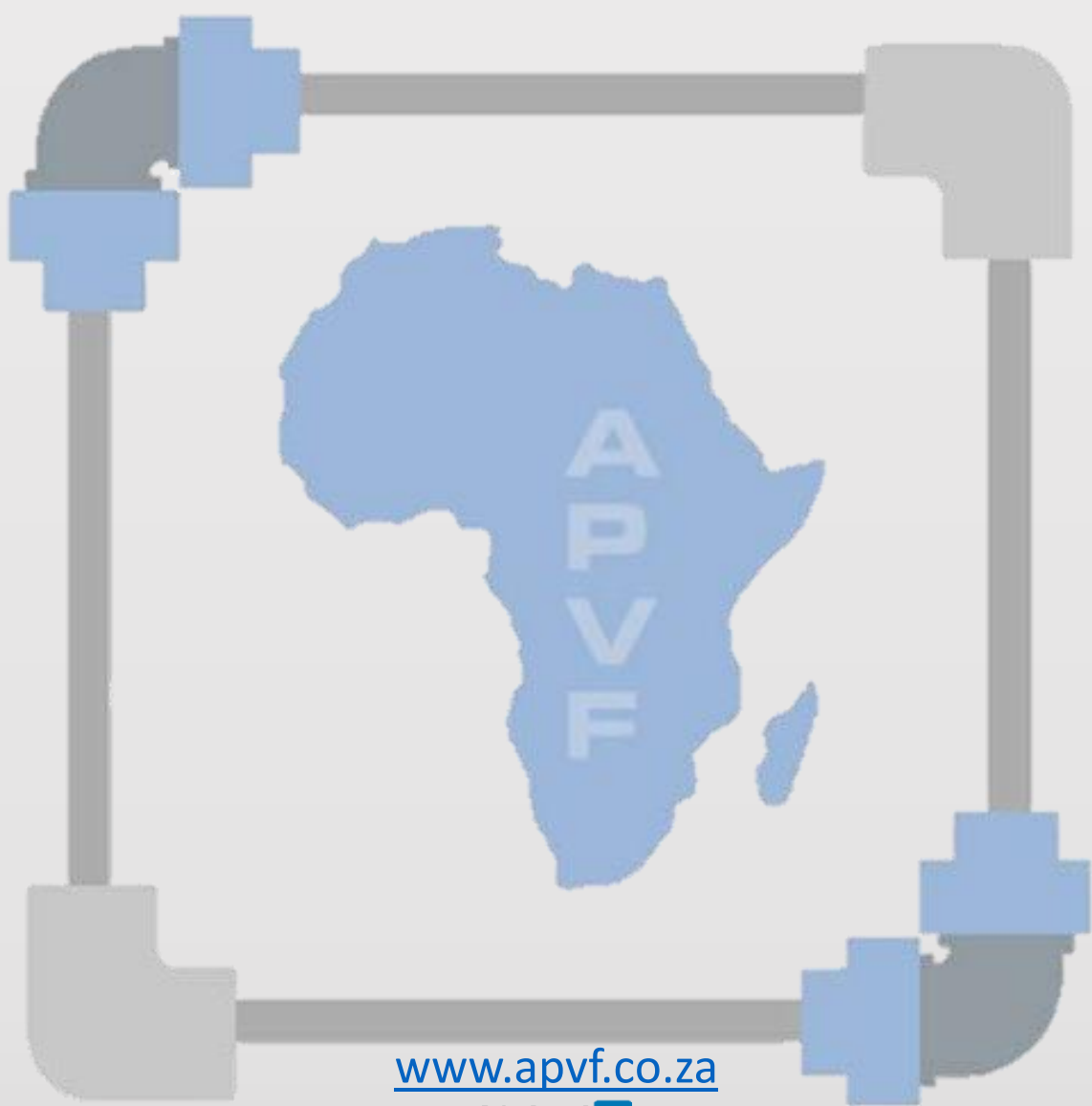
**STOP VALVE
PESF-VALV**

CODE	SIZE	LIST PRICE
PESF-VALV-020	20	R871,01
PESF-VALV-025	25	R1 063,21
PESF-VALV-032	32	R1 188,59
PESF-VALV-040	40	R1 904,74
PESF-VALV-050	50	R2 306,05
PESF-VALV-063	63	R4 560,21
PESF-VALV-075	75	R4 954,83



**FEMALE UNION
PESF-UN3**

CODE	SIZE	LIST PRICE
PESF-UN3-020-C	20X½"	R746,80
PESF-UN3-025-D	25X¾"	R970,84
PESF-UN3-032-E	32X1"	R1 292,36
PESF-UN3-040-F	40X1¼"	R2 387,41
PESF-UN3-050-G	50X1½"	R3 926,21
PESF-UN3-063-H	63X2"	R6 848,96



www.apvf.co.za

Linked **in**

facebook

OUR BRANCHES:

CAPE TOWN:

Address

5 Brug Road, Stikland Bellville,
Cape Town, 7530

Telephone

021 945 2020

JOHANNESBURG:

Address

107 Terrace Road, Sebenza,
Edenvale, Johannesburg, 1609

Telephone

011 452 2197

DURBAN:

Address

Unit 5, 65 Marshall Dr Mount
Edgecombe, Durban, 4300

Telephone

031 579 1018

PORT ELIZABETH:

Address

19 Sidon Road, North End, Port
Elizabeth, 6056

Telephone

041 451 0731

NELSPRUIT:

Address

5 Suikerreit Street, Surab
Industrial Park, Nelspruit, 1201

Telephone

013 752 2389