



A.P.V.F

AFRICAN PIPES
VALVES & FITTINGS

BUDGET HDPE PRICE LIST FEBRUARY 2023











POLYETHYLENE (PE) – BUTT WELD (B/W) FITTINGS(BUDGET)

<p>PEBW-EL1 90° Elbow</p>  <p>Range: 50mm - 400mm</p>	<p>PEBW-EY1 45° Elbow</p>  <p>Range: 90mm - 315mm</p>	<p>PEBW-CA1 End Cap</p>  <p>Range: 20mm - 500mm</p>	<p>PEBW-TI1 Tee</p>  <p>Range: 50mm - 500mm</p>	<p>PEBW-TR1 Reducing Tee</p>  <p>Range: 32mm - 315mm</p>
<p>PEBW-MR1 Long Reducer</p>  <p>Range: 75mm - 400mm</p>	<p>PEBW-QRL1 Flange Adaptor</p>  <p>Range: 20mm - 630mm</p>	<p>PEBW-QRB Short Stub</p>  <p>Range: 32mm - 630mm</p>	<p>PEBW-CR Concentric Reducer</p>  <p>Range: 32mm - 630mm</p>	<p>PEBW-ER Eccentric Reducer</p>  <p>Range: 32mm - 630mm</p>

POLYETHYLENE (PE) - ELECTRO-FUSION (E/F) FITTINGS(BUDGET)

<p>HDEF-170 E/F Coupling</p>  <p>Range: 20mm - 400mm</p>	<p>HDEF-162 E/F 45° Elbow</p>  <p>Range: 50mm - 400mm</p>	<p>HDEF-161 E/F 90° Elbow</p>  <p>Range: 25mm - 400mm</p>	<p>HDEF-163 E/F End Cap</p>  <p>Range: 32mm - 110mm</p>	<p>HDEF-175 E/F Reducer</p>  <p>Range: 32mm - 400mm</p>
<p>HDEF-165 E/F Tee</p>  <p>Range: 20mm - 400mm</p>				

POLYETHYLENE (PE) - SOCKET FUSION (S/F) FITTINGS

<p>PESF-SO1 Coupling</p>  <p>Range: 20mm - 75mm</p>	<p>PESF-CO1 Reducer</p>  <p>Range: 25mm - 75mm</p>	<p>PESF-TR1 Reducing Tee</p>  <p>Range: 25mm - 75mm</p>	<p>PESF-AM3 Male Adaptor</p>  <p>Range: 20mm - 63mm</p>	<p>PESF-SO3 Female Adaptor</p>  <p>Range: 20mm - 63mm</p>
<p>PESF-TI1 Equal Tee</p>  <p>Range: 20mm - 75mm</p>	<p>PESF-CA1 End Cap</p>  <p>Range: 20mm - 75mm</p>	<p>PESF-UN3 Female Union</p>  <p>Range: 20mm - 63mm</p>	<p>PESF-EL1 90° Elbow</p>  <p>Range: 20mm - 75mm</p>	<p>PESF-EY1 45° Elbow</p>  <p>Range: 20mm - 75mm</p>
<p>PESF-QR1 Stub Flange</p>  <p>Range: 40mm - 90mm</p>	<p>PESF-ELM Male Elbow</p>  <p>Range: 20mm - 32mm</p>	<p>PESF-EL3 Female Elbow</p>  <p>Range: 20mm - 32mm</p>	<p>PESF-VALV Stop Valve</p>  <p>Range: 20mm - 75mm</p>	

PP COATED FLANGES*

<p>PPBW PP Coated Steel Flange (Black)</p>  <p>Range: 20mm - 630mm</p>	<p>13000 PP Coated Steel Flange (Grey)</p>  <p>Range: 20mm - 630mm</p>
--	---

*SEE ACCESSORIES PRICE LIST
FOR PP COATED FLANGES

POLYETHYLENE (PE) – BUTT WELD (B/W) FITTINGS(BUDGET)



**90° ELBOW
PEBW-EL1**



**45° ELBOW
PEBW-EY1**



SIZE	SDR17 (PN10)		SDR11 (PN16)	
	CODE	LIST PRICE	CODE	LIST PRICE
50	-	-	PEBW-EL1-050-16	R32.41
63	-	-	PEBW-EL1-063-16	R61.13
75	PEBW-EL1-075-10	R78.58	PEBW-EL1-075-16	R106.06
90	PEBW-EL1-090-10	R118.50	PEBW-EL1-090-16	R154.75
110	PEBW-EL1-110-10	R188.40	PEBW-EL1-110-16	R255.79
125	PEBW-EL1-125-10	R283.26	PEBW-EL1-125-16	R381.81
140	PEBW-EL1-140-10	R331.95	PEBW-EL1-140-16	R434.25
160	PEBW-EL1-160-10	R438.01	PEBW-EL1-160-16	R595.18
200	PEBW-EL1-200-10	R831.02	PEBW-EL1-200-16	R1 106.84
225	-	-	PEBW-EL1-225-16	R1 779.36
250	PEBW-EL1-250-10	R1 382.59	PEBW-EL1-250-16	R1 895.43
315	PEBW-EL1-315-10	R2 840.01	PEBW-EL1-315-16	R3 775.92
355	PEBW-EL1-355-10	R5 078.59	PEBW-EL1-355-16	R7 091.04
400	PEBW-EL1-400-10	R6 825.54	PEBW-EL1-400-16	R8 684.81
450	PEBW-EL1-450-10	R10 175.34	PEBW-EL1-450-16	R13 954.78
500	PEBW-EL1-500-10	R13 373.29	PEBW-EL1-500-16	R18 315.62
560	PEBW-EL1-560-10	R18 315.62	PEBW-EL1-560-16	R23 257.94
630	PEBW-EL1-630-10	R26 567.74	PEBW-EL1-630-16	R34 132.33

SIZE	SDR17 (PN10)		SDR11 (PN16)	
	CODE	LIST PRICE	CODE	LIST PRICE
50	-	-	-	-
63	-	-	-	-
75	-	-	-	-
90	PEBW-EY1-090-10	R97.30	PEBW-EY1-090-16	R129.78
110	PEBW-EY1-110-10	R142.22	PEBW-EY1-110-16	R197.16
125	PEBW-EY1-125-10	R177.21	PEBW-EY1-125-16	R244.60
160	PEBW-EY1-160-10	R386.82	PEBW-EY1-160-16	R506.57
180	PEBW-EY1-180-10	R509.08	PEBW-EY1-180-16	R685.04
200	PEBW-EY1-200-10	R722.45	PEBW-EY1-200-16	R963.29
250	PEBW-EY1-250-10	R1 172.99	PEBW-EY1-250-16	R1 565.98
315	PEBW-EY1-315-10	R2 149.97	-	-
355	PEBW-EY1-355-10	R3 369.06	PEBW-EY1-355-16	R4 591.97
400	PEBW-EY1-400-10	R4 467.13	PEBW-EY1-400-16	R6 713.22
450	PEBW-EY1-450-10	R7 407.88	PEBW-EY1-450-16	R10 074.77
500	PEBW-EY1-500-10	R9 034.84	PEBW-EY1-500-16	R12 791.89
560	PEBW-EY1-560-10	R12 380.50	PEBW-EY1-560-16	R17 510.52
630	PEBW-EY1-630-10	R16 302.94	PEBW-EY1-630-16	R28 586.46

HDPE



**END CAP
PEBW-CA1**



**EQUAL TEE
PEBW-TI1**



SIZE	SDR17 (PN10)		SDR11 (PN16)	
	CODE	LIST PRICE	CODE	LIST PRICE
20	-	-	PEBW-CA1-020-16	R7.83
25	-	-	PEBW-CA1-025-16	R7.83
32	-	-	PEBW-CA1-032-16	R7.83
40	-	-	PEBW-CA1-040-16	R10.02
50	-	-	PEBW-CA1-050-16	R16.20
63	-	-	PEBW-CA1-063-16	R28.72
75	-	-	PEBW-CA1-075-16	R41.17
90	-	-	PEBW-CA1-090-16	R62.38
110	-	-	PEBW-CA1-110-16	R94.86
125	-	-	-	-
140	-	-	-	-
160	PEBW-CA1-160-10	R182.18	PEBW-CA1-160-16	R247.10
180	-	-	PEBW-CA1-180-16	R375.63
200	-	-	PEBW-CA1-200-16	R446.70
225	-	-	-	-
250	-	-	PEBW-CA1-250-16	R783.66
280	-	-	-	-
315	-	-	PEBW-CA1-315-16	R1 509.86
355	PEBW-CA1-355-10	R1 776.85	PEBW-CA1-355-16	R2 934.88
400	-	-	-	-
450	PEBW-CA1-450-10	POA	-	-
500	-	-	PEBW-CA1-500-16	POA
560	-	-	-	-
630	-	-	-	-

SIZE	SDR17 (PN10)		SDR11 (PN16)	
	CODE	LIST PRICE	CODE	LIST PRICE
50	-	-	PEBW-TI1-050-16	R42.43
63	-	-	PEBW-TI1-063-16	R79.84
75	-	-	PEBW-TI1-075-16	R132.28
90	-	-	PEBW-TI1-090-16	R202.18
110	PEBW-TI1-110-10	R242.10	PEBW-TI1-110-16	R315.67
125	PEBW-TI1-125-10	R354.42	PEBW-TI1-125-16	R462.90
140	PEBW-TI1-140-10	R481.69	PEBW-TI1-140-16	R648.88
160	PEBW-TI1-160-10	R514.09	PEBW-TI1-160-16	R708.75
180	PEBW-TI1-180-10	R998.28	-	-
200	PEBW-TI1-200-10	R998.28	PEBW-TI1-200-16	R1 362.64
225	PEBW-TI1-225-10	R1 437.46	-	-
250	PEBW-TI1-250-10	R2 270.98	PEBW-TI1-250-16	R2 897.39
280	PEBW-TI1-280-10	R3 019.73	PEBW-TI1-280-16	R4 242.57
315	PEBW-TI1-315-10	R3 868.19	PEBW-TI1-315-16	R5 465.42
355	PEBW-TI1-355-10	R5 365.61	PEBW-TI1-355-16	R8 645.84
400	PEBW-TI1-400-10	R7 324.68	PEBW-TI1-400-16	R8 859.43
450	PEBW-TI1-450-10	R12 791.89	PEBW-TI1-450-16	R20 059.99
500	PEBW-TI1-500-10	R16 862.03	PEBW-TI1-500-16	R21 513.57
560	PEBW-TI1-560-10	R23 257.94	PEBW-TI1-560-16	R28 652.45
630	PEBW-TI1-630-10	R25 954.95	PEBW-TI1-630-16	R38 008.39

POLYETHYLENE (PE) – BUTT WELD (B/W) FITTINGS(BUDGET)



REDUCING TEE
PN16*
PEBW-TR1

CODE	SIZE	LIST PRICE
PEBW-TR1-050032	50X32	R34.91
PEBW-TR1-075050	75X50	R108.56
PEBW-TR1-125063	125X63	R389.32
PEBW-TR1-160090	160X90	R610.20
PEBW-TR1-180110	180X110	R927.14
PEBW-TR1-180125	180X125	R980.75
PEBW-TR1-225110	225X110	R1 402.56
PEBW-TR1-250160	250X160	R1 895.43
PEBW-TR1-250180	250X180	R2 310.98
PEBW-TR1-280110	280X110	R2 333.44
PEBW-TR1-280160	280X160	R2 782.65
PEBW-TR1-315090	315X90	R2 994.76
PEBW-TR1-315110	315X110	R3 104.57
PEBW-TR1-315160	315X160	R3 199.36
PEBW-TR1-315250	315X250	R3 419.00



LONG REDUCER
PN16*
PEBW-MR1

CODE	SIZE	LIST PRICE
PEBW-MR1-090075	90X75	R84.84
PEBW-MR1-110090	110X90	R147.22
PEBW-MR1-160110	160X110	R308.23
PEBW-MR1-200160	200X160	R546.57
PEBW-MR1-225110	225X110	R583.99
PEBW-MR1-225200	225X200	R578.97
PEBW-MR1-315200	315X200	R1 262.76
PEBW-MR1-315250	315X250	R1 411.25
PEBW-MR1-355250	355X250	R2 102.54
PEBW-MR1-355280	355X280	R2 102.54
PEBW-MR1-355315	355X315	R2 235.29
PEBW-MR1-400200	400X200	R2 444.43
PEBW-MR1-400250	400X250	R2 590.49
PEBW-MR1-400315	400X315	R2 607.95
PEBW-MR1-400355	400X355	R2 864.98



FLANGE ADAPTOR
PN16*
PEBW-QRL1

CODE	d	LIST PRICE
PEBW-QRL1-0020	20	R7.83
PEBW-QRL1-0032	32	R12.44
PEBW-QRL1-0040	40	R18.71
PEBW-QRL1-0050	50	R26.22
PEBW-QRL1-0063	63	R34.91
PEBW-QRL1-0075	75	R61.13
PEBW-QRL1-0090	90	R93.61
PEBW-QRL1-0110	110	R134.78
PEBW-QRL1-0160	160	R328.20
PEBW-QRL1-0200	200	R615.14
PEBW-QRL1-0250	250	R907.17
PEBW-QRL1-0315	315	R1 406.31
PEBW-QRL1-0400	400	R2 378.37
PEBW-QRL1-0450	450	R3 506.35
PEBW-QRL1-0500	500	R4 467.13
PEBW-QRL1-0560	560	R5 490.39
PEBW-QRL1-0630	630	R7 435.82



SHORT STUB
PN16*
PEBW-QRB

CODE	d	LIST PRICE
PEBW-QRB-032/16	32	POA
PEBW-QRB-040/16	40	POA
PEBW-QRB-050/16	50	POA
PEBW-QRB-063/16	63	POA
PEBW-QRB-075/16	75	POA
PEBW-QRB-090/16	90	POA
PEBW-QRB-110/16	110	POA
PEBW-QRB-125/16	125	POA
PEBW-QRB-140/16	140	POA
PEBW-QRB-160/16	160	POA
PEBW-QRB-180/16	180	POA
PEBW-QRB-200/16	200	POA
PEBW-QRB-225/16	225	POA
PEBW-QRB-250/16	250	POA
PEBW-QRB-280/16	280	POA
PEBW-QRB-315/16	315	POA
PEBW-QRB-355/16	355	POA
PEBW-QRB-400/16	400	POA
PEBW-QRB-450/16	450	POA
PEBW-QRB-500/16	500	POA
PEBW-QRB-630/16	630	POA

*NOTE: CLASS 10 AVAILABLE ON REQUEST

HDPE

POLYETHYLENE (PE) – BUTT WELD (B/W) FITTINGS(BUDGET)



CONCENTRIC
REDUCER
PN16*
PEBW-RC



ECCENTRIC
REDUCER
PN16*
PEBW-RE

CODE	d	LIST PRICE
PEBW-RC-050-032	50X32	POA
PEBW-RC-050-040	50X40	POA
PEBW-RC-063-050	63X50	POA
PEBW-RC-075-050	75X50	POA
PEBW-RC-075-063	75X63	POA
PEBW-RC-090-063	90X63	POA
PEBW-RC-090-075	90X75	POA
PEBW-RC-110-050	110X50	POA
PEBW-RC-110-063	110X63	POA
PEBW-RC-110-075	110X75	POA
PEBW-RC-110-090	110X90	POA
PEBW-RC-125-110	125X110	POA
PEBW-RC-140-110	140X110	POA
PEBW-RC-160-090	160X90	POA
PEBW-RC-160-110	160X110	POA
PEBW-RC-160-125	160X125	POA
PEBW-RC-180-110	180X110	POA
PEBW-RC-180-125	180X125	POA
PEBW-RC-180-140	180X140	POA
PEBW-RC-180-160	180X160	POA
PEBW-RC-200-140	200X140	POA
PEBW-RC-200-160	200X160	POA
PEBW-RC-200-180	200X180	POA
PEBW-RC-225-180	225X180	POA
PEBW-RC-250-160	250X160	POA
PEBW-RC-250-200	250X200	POA
PEBW-RC-250-225	250X225	POA
PEBW-RC-280-200	280X200	POA
PEBW-RC-280-250	280X250	POA
PEBW-RC-315-250	315X250	POA
PEBW-RC-315-280	315X280	POA
PEBW-RC-355-250	355X250	POA
PEBW-RC-355-280	355X280	POA
PEBW-RC-355-315	355X315	POA
PEBW-RC-400-250	400X250	POA
PEBW-RC-400-280	400X280	POA
PEBW-RC-400-315	400X315	POA
PEBW-RC-400-355	400X355	POA
PEBW-RC-450-280	450X280	POA

CODE	d	LIST PRICE
PEBW-RE-075-063	75X63	POA
PEBW-RE-090-063	90X63	POA
PEBW-RE-090-075	90X75	POA
PEBW-RE-110-075	110X75	POA
PEBW-RE-110-090	110X90	POA
PEBW-RE-160-090	160X90	POA
PEBW-RE-160-110	160X110	POA
PEBW-RE-160-125	160X125	POA
PEBW-RE-160-140	160X140	POA
PEBW-RE-180-160	180X160	POA
PEBW-RE-200-160	200X160	POA
PEBW-RE-225-160	225X160	POA
PEBW-RE-225-180	225X180	POA
PEBW-RE-250-200	250X200	POA
PEBW-RE-280-225	280X225	POA
PEBW-RE-315-200	315X200	POA
PEBW-RE-315-280	315X280	POA
PEBW-RE-355-315	355X315	POA

POLYETHYLENE (PE) - ELECTRO-FUSION (E/F) FITTINGS(BUDGET)



E/F COUPLING
PN16
HDEF-170

CODE	SIZE	LIST PRICE
HDEF-170-0075	75	R160.24
HDEF-170-0090	90	R207.42
HDEF-170-0110	110	R293.18
HDEF-170-0125	125	R393.37
HDEF-170-0140	140	R454.87
HDEF-170-0160	160	R581.45
HDEF-170-0180	180	R810.68
HDEF-170-0200	200	R916.89
HDEF-170-0250	250	R1 464.80
HDEF-170-0315	315	R2 202.79
HDEF-170-0400	400	R5 255.39



E/F 45° ELBOW
PN16
HDEF-162

CODE	SIZE	LIST PRICE
HDEF-162-090	90	R366.76
HDEF-162-0110	110	R561.32
HDEF-162-0125	125	R736.34
HDEF-162-0140	140	R841.98
HDEF-162-0160	160	R950.44
HDEF-162-0180	180	POA
HDEF-162-0200	200	R1 587.81
HDEF-162-0250	250	R2 784.24



E/F 90° ELBOW
PN16
HDEF-161

CODE	SIZE	LIST PRICE
HDEF-161-0025	25	R76.26
HDEF-161-0032	32	R83.86
HDEF-161-0040	40	R98.63
HDEF-161-0050	50	R131.49
HDEF-161-0063	63	R164.93
HDEF-161-0075	75	R225.87
HDEF-161-0090	90	R318.68
HDEF-161-0110	110	R476.34
HDEF-161-0125	125	R612.43
HDEF-161-0160	160	R1 041.24
HDEF-161-0200	200	R2 001.53
HDEF-161-0250	250	R3 086.15
HDEF-161-0315	315	R5 210.67
HDEF-161-0400	400	R9 951.71



E/F END CAP
PN16
HDEF-173

CODE	SIZE	LIST PRICE
HDEF-173-0032	32	R57.02
HDEF-173-0050	50	R89.79
HDEF-173-0063	63	R112.16
HDEF-173-0090	90	R203.51
HDEF-173-0110	110	R282.90



E/F REDUCER
PN16
HDEF-165

CODE	SIZE	LIST PRICE
HDEF-165-3220	32X20	R61.83
HDEF-165-5040	50X40	R100.52
HDEF-165-6332	63X32	R100.52
HDEF-165-6350	63X50	R130.93
HDEF-165-11090	110X90	R331.65
HDEF-165-125110	125X110	R331.65
HDEF-165-140110	140X110	POA
HDEF-165-160110	160X110	R608.29
HDEF-165-160125	160X125	R626.18
HDEF-165-160140	160X140	POA
HDEF-165-200160	200X160	R1 039.90
HDEF-165-250160	250X160	R1 327.27
HDEF-165-250200	250X200	R1 442.44
HDEF-165-315200	315X200	R2 247.52
HDEF-165-400250	400X250	R3 902.42
HDEF-165-400315	400X315	R3 969.50



E/F EQUAL TEE
PN16
HDEF-163

CODE	SIZE	LIST PRICE
HDEF-163-0020	20	R63.73
HDEF-163-0025	25	R74.47
HDEF-163-0032	32	R90.57
HDEF-163-0040	40	R106.23
HDEF-163-0050	50	R124.91
HDEF-163-0075	75	R247.01
HDEF-163-0125	125	R669.90
HDEF-163-0160	160	R1 224.96
HDEF-163-0180	180	R1 543.07
HDEF-163-0200	200	R2 113.34
HDEF-163-0250	250	R3 287.42
HDEF-163-0315	315	R5 948.67
HDEF-163-0355	355	R11 159.34
HDEF-163-0400	400	R11 740.78

HDPE

SOCKET FUSION FITTINGS (S/F)



**COUPLING
PESF-SO1**

CODE	SIZE	LIST PRICE
PESF-SO1-020	20	R16.26
PESF-SO1-025	25	R22.36
PESF-SO1-032	32	R27.11
PESF-SO1-040	40	R56.25
PESF-SO1-050	50	R83.35
PESF-SO1-063	63	R139.60
PESF-SO1-075	75	R279.20



**90° ELBOW
PESF-EL1**

CODE	SIZE	LIST PRICE
PESF-EL1-020	20	R23.72
PESF-EL1-025	25	R34.56
PESF-EL1-032	32	R55.57
PESF-EL1-040	40	R101.65
PESF-EL1-050	50	R185.01
PESF-EL1-063	63	R279.20
PESF-EL1-075	75	R434.39



**90° ELBOW
PESF-EY1**

CODE	SIZE	LIST PRICE
PESF-EY1-020	20	R21.69
PESF-EY1-025	25	R28.46
PESF-EY1-032	32	R53.54
PESF-EY1-040	40	R81.32
PESF-EY1-050	50	R136.89
PESF-EY1-063	63	R195.17
PESF-EY1-075	75	R354.43



**END CAP
PESF-CA1**

CODE	SIZE	LIST PRICE
PESF-CA1-020	20	R13.55
PESF-CA1-025	25	R22.36
PESF-CA1-032	32	R29.14
PESF-CA1-040	40	R56.25
PESF-CA1-050	50	R81.32
PESF-CA1-063	63	R139.60
PESF-CA1-075	75	R217.53



**REDUCER
PESF-CO1**

CODE	SIZE	LIST PRICE
PESF-CO1-25-20	25-20	R20.26
PESF-CO1-32-20	32-20	R28.06
PESF-CO1-32-25	32-25	R42.02
PESF-CO1-40-20	40-20	R44.73
PESF-CO1-40-25	40-25	R52.94
PESF-CO1-40-32	40-32	R62.29
PESF-CO1-50-20	50-20	R74.35
PESF-CO1-50-25	50-25	R74.35
PESF-CO1-50-32	50-32	R74.35
PESF-CO1-50-40	50-40	R75.22
PESF-CO1-63-20	63-20	R102.71
PESF-CO1-63-25	63-25	R102.71
PESF-CO1-63-32	63-32	R102.71
PESF-CO1-63-40	63-40	R102.71
PESF-CO1-63-50	63-50	R117.24
PESF-CO1-75-32	75-32	R179.63
PESF-CO1-75-40	75-40	R179.63
PESF-CO1-75-50	75-50	R179.63
PESF-CO1-75-63	75-63	R199.92



**REDUCING TEE
PESF-TR1**

CODE	SIZE	LIST PRICE
PESF-TR1-025020	25-20	R40.66
PESF-TR1-032020	32-20	R67.77
PESF-TR1-032025	32-25	R82.21
PESF-TR1-040020	40-20	R97.59
PESF-TR1-050020	50-20	R139.60
PESF-TR1-050025	50-25	R156.80
PESF-TR1-050032	50-32	R156.80
PESF-TR1-050040	50-40	R156.80
PESF-TR1-063020	63-20	R230.41
PESF-TR1-063032	63-32	R238.09
PESF-TR1-063040	63-40	R238.09
PESF-TR1-063050	63-50	R238.09
PESF-TR1-075040	75-40	R267.17
PESF-TR1-075050	75-50	R267.17
PESF-TR1-075063	75-63	R440.49



**STUB
PESF-QR1**

CODE	SIZE	LIST PRICE
PESF-QR1-040	40	R81.32
PESF-QR1-050	50	R111.82
PESF-QR1-063	63	R147.06
PESF-QR1-075	75	R223.63
PESF-QR1-090	90	POA

HDPE

SOCKET FUSION FITTINGS (S/F)



**MALE ADAPTOR
PESF-AM3**

CODE	SIZE	LIST PRICE
PESF-AM3-020-C	20-½"	R106.60
PESF-AM3-025-C	25-½"	R119.80
PESF-AM3-025-D	25-¾"	R141.50
PESF-AM3-032-C	32-½"	R146.22
PESF-AM3-032-D	32-¾"	R169.48
PESF-AM3-032-E	32-1"	R352.18
PESF-AM3-040-F	40-1¼"	R484.24
PESF-AM3-050-G	50-1½"	R613.16
PESF-AM3-063-H	63-2"	R913.61



**FEMALE ADAPTOR
PESF-SO3**

CODE	SIZE	LIST PRICE
PESF-SO3-020-C	20-½"	R88.04
PESF-SO3-025-C	25-½"	R102.19
PESF-SO3-025-D	25-¾"	R125.31
PESF-SO3-032-C	32-½"	R125.78
PESF-SO3-032-D	32-¾"	R141.50
PESF-SO3-032-E	32-1"	R295.58
PESF-SO3-040-F	40-1¼"	R474.81
PESF-SO3-050-G	50-1½"	R552.63
PESF-SO3-063-H	63-2"	R806.55



**MALE ELBOW
PESF-ELM**

CODE	SIZE	LIST PRICE
PESF-ELM-020-C	20-½"	R114.46
PESF-ELM-025-C	25-½"	R127.35
PESF-ELM-025-D	25-¾"	R141.81
PESF-ELM-032-C	32-½"	R157.22
PESF-ELM-032-D	32-¾"	R170.27
PESF-ELM-032-E	32-1"	R367.27



**FEMALE ELBOW
PESF-EL3**

CODE	SIZE	LIST PRICE
PESF-EL3-020-C	20-½"	R97.16
PESF-EL3-025-C	25-½"	R111.00
PESF-EL3-025-D	25-¾"	R120.90
PESF-EL3-032-C	32-½"	R126.72
PESF-EL3-032-D	32-¾"	R143.23
PESF-EL3-032-E	32-1"	R306.74



**EQUAL TEE
PESF-TI1**

CODE	SIZE	LIST PRICE
PESF-TI1-020	20	R28.46
PESF-TI1-025	25	R50.83
PESF-TI1-032	32	R76.58
PESF-TI1-040	40	R125.54
PESF-TI1-050	50	R206.01
PESF-TI1-063	63	R343.58
PESF-TI1-075	75	R661.41



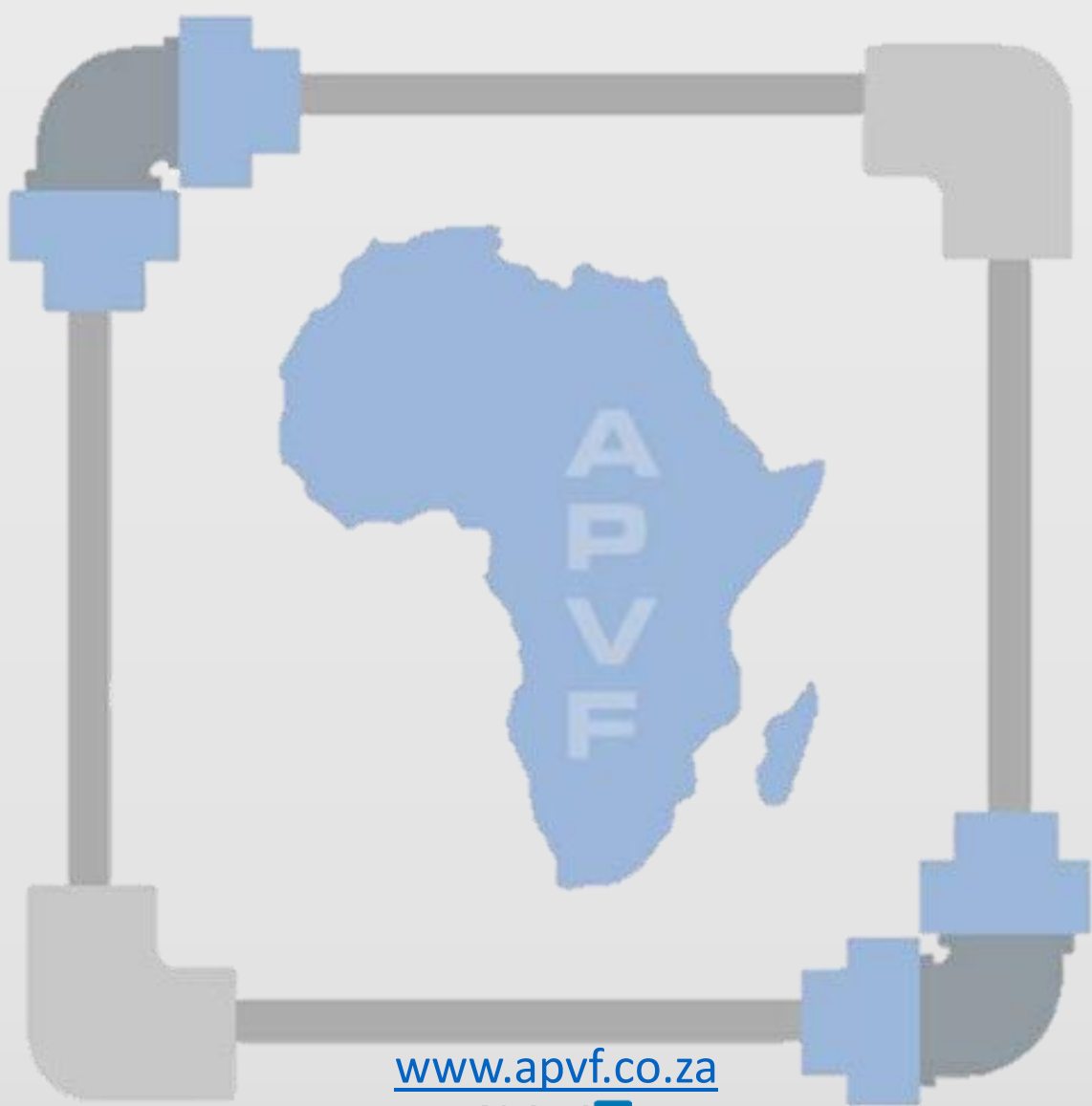
**STOP VALVE
PESF-VALV**

CODE	SIZE	LIST PRICE
PESF-VALV-020	20	R348.40
PESF-VALV-025	25	R425.28
PESF-VALV-032	32	R475.44
PESF-VALV-040	40	R761.90
PESF-VALV-050	50	R922.42
PESF-VALV-063	63	R1 824.08
PESF-VALV-075	75	R1 981.93



**FEMALE UNION
PESF-UN3**

CODE	SIZE	LIST PRICE
PESF-UN3-020-C	20X½"	R298.72
PESF-UN3-025-D	25X¾"	R388.34
PESF-UN3-032-E	32X1"	R516.94
PESF-UN3-040-F	40X1¼"	R954.96
PESF-UN3-050-G	50X1½"	R1 570.48
PESF-UN3-063-H	63X2"	R2 739.58



www.apvf.co.za

Linked **in**

facebook

OUR BRANCHES:

CAPE TOWN:

Address

5 Brug Road, Stikland Bellville,
Cape Town, 7530

Telephone

021 945 2020

JOHANNESBURG:

Address

107 Terrace Road, Sebenza,
Edenvale, Johannesburg, 1609

Telephone

011 452 2197

DURBAN:

Address

Unit 5, 65 Marshall Dr Mount
Edgecombe, Durban, 4300

Telephone

031 579 1018

PORT ELIZABETH:

Address

19 Sidon Road, North End, Port
Elizabeth, 6056

Telephone

041 451 0731

NELSPRUIT:

Address

5 Suikerreit Street, Surab
Industrial Park, Nelspruit, 1201

Telephone

013 752 2389

BLOEMFONTEIN:

Address

57b Nuweveldberg Road,
Spitskop, Bloemfontein, 9301

Telephone

079 499 2734